



W1C

Wall Mount with Retractable Folding Arm

- Fully movable for the perfect view from every perspective
- Space-saving attachment on the wall
- Integrated cable management
- Simple and quick installation with enclosed spirit level
- Articulated arm for horizontal movement



W1C

Wall Mount with Retractable Folding Arm

The **W1C** monitor mount now gives you more room on your desk. Wall mounting your screen is a practical choice that keeps your entire work surface free of cables, monitor mounts and monitor stands.


Your monitor can be quickly and safely attached to the mounting head while still remaining flexible in its orientation. Later changes in the adjustment of your monitor can be done easily: no matter if rotating, swiveling or tilting, with the **W1C** you will always find the optimal setting. Even your modern Ultrawide monitor, with a screen diagonal of up to 49 inches, is no problem for the **W1C** wall mount, while classic 16:9 monitors are compatible up to a screen diagonal of 43 inches. Whether classic or ultrawide, the **W1C** supports monitors up to a weight of 18 kg/39.6 lbs.



Specifications	
Material	Steel
Screen Size	up to 43" up to 49" (Ultrawide Monitor)
Maximum Monitor Weight	18 kg/39.6 lbs
VESA Standard	VESA 75/100
Rotation	360°
Swivel	180°
Tilt	+/-15°
Distance between Wall and Back of Monitor	39-469 cm
Dimensions	300 x 320 x 39 mm (retracted) 540 x 320 x 39 mm (extended)
Weight	2.2 kg

The hinge joint design offers increased flexibility for 180° swivel and 15° tilt

The VESA 75/100 compliant mounting fits most flat screens




Cable management for a tangle-free workspace

Quick and easy installation



W1C

Wall Mount with Retractable Folding Arm

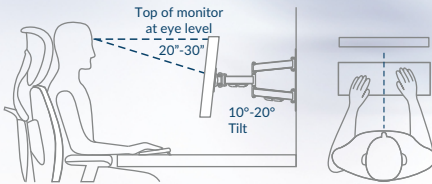


Reclaim Space on Your Desk

Mount your monitor on the wall to save space on the desk and keep it clutter free with the W1C monitor arm. It is also an ideal solution for touch screen applications.


Optimised Ergonomics

If you spend a lot of time in front of the screen, you'll quickly come to appreciate the ergonomic advantages of the W1C, especially the ability to customize your viewing angle. Finding the optimal setting for your screens improves your posture. Whether you want to adjust the height, angle or screen orientation, the W1C enhances the ergonomic capabilities of your desk and office chair, offering you comfort and adaptability.



Ultrawide

The ARCTIC W1C monitor wall mount supports the latest ultrawide monitors (up to 49 inches) with ease. Classic 16:9 monitors are also compatible (up to 43 inches). The W1C supports a total load of 18 kg/39.6 lbs.




Optimal Alignment

The mounting head of the ARCTIC W1C makes installation and subsequent alignment changes uncomplicated and easy to manage. It doesn't matter if you want to slightly tilt your monitor or turn it 180 degrees - the only tools you need are your hands.



Cable Management

Sick of cable clutter? With the W1C's included cable management, unruly cables are a thing of the past.



Simple and Fast Setup

With just a few simple steps and the included tools, the W1C is ready to use at your table in no time.